



April 26, 2026

## GLOBAL MARKETS

Indices	Closing Level	Change		Performance	
		Value	%	MTD (%)	YTD (%)
<b>Global</b>					
S&P 500	7,165.1	56.7	0.8	9.8	4.7
Dow Jones Ind. Average	49,230.7	(79.6)	(0.2)	6.2	2.4
Nasdaq 100	27,303.7	521.0	1.9	15.0	8.1
FTSE 100	10,379.1	(77.9)	(0.7)	2.0	4.5
DAX 30	24,129.0	(26.5)	(0.1)	6.4	(1.5)
CAC 40	8,157.8	(69.5)	(0.8)	4.4	0.1
BIST 100	14,409.1	73.6	0.5	12.7	27.9
Nikkei	59,716.2	575.9	1.0	16.9	18.6
Hang Seng	25,978.1	62.9	0.2	4.8	1.4
Shanghai Composite	4,079.9	(13.3)	(0.3)	4.8	2.8
BSE Sensex	76,664.2	(999.8)	(1.3)	6.6	(10.0)
<b>GCC</b>					
QE Index	10,662.4	(15.2)	(0.1)	4.7	(0.9)
Saudi Arabia (TASI)	11,109.6	(135.4)	(1.2)	(1.2)	5.9
UAE (ADX)	9,788.8	42.1	0.4	2.8	(2.0)
UAE (DFM)	5,854.2	40.1	0.7	7.7	(3.2)
Kuwait (KSE)	8,879.0	7.1	0.1	5.5	(0.3)
Oman (MSM)	8,159.3	(33.9)	(0.4)	(0.1)	39.1
Bahrain (BAX)	1,933.0	(0.8)	(0.0)	1.8	(6.5)
MSCI GCC	1,130.0	(12.9)	(1.1)	0.6	3.1
Dow Jones Islamic	9,032.7	83.9	0.9	12.5	7.8
<b>Commodity</b>					
Brent	99.1	(0.2)	(0.2)	(4.7)	62.9
WTI	94.4	(1.4)	(1.5)	1.3	65.0
Natural Gas	2.5	(0.1)	(3.5)	(12.5)	(31.6)
Gold Spot	4,740.9	16.9	0.4	1.3	9.2
Copper	6.0	(0.1)	(0.9)	7.4	6.1

Source: S&P Capital IQ

## GCC MARKET OVERVIEW

GCC Fundamentals	P/E (x)	P/B (x)	Dividend Yield (%)	EV / EBITDA (x)
Qatar All Share	11.8	1.4	4.60%	11.8
DSM 20	11.8	1.4	4.46%	11.6
Saudi Arabia (TASI)	16.8	4.0	4.63%	11.7
UAE (ADX)	28.3	4.1	1.50%	21.3
UAE (DFM)	12.0	4.0	5.11%	7.0
Kuwait (KSE)	18.9	2.4	3.04%	26.5
Oman (MSM)	17.1	2.4	4.13%	7.9
Bahrain (BAX)	8.8	1.7	6.01%	11.4

Source: Refinitiv Eikon

## TOP GAINERS & LOSERS

GCC Trading Activity	Close Price	1D Change		Performance		Vol. ('000)	P/E TTM
		Value	%	1Y (%)	1M (%)		
<b>Top Gainers</b>							
Qatar General Insurance & Reinsurance Company	1.7	0.2	10.0%	11.3%	12.2%	238	11
Dlala Brokerage and Investment Holding Company	1.2	0.1	7.6%	17.2%	34.3%	7,430	52
Doha Insurance Group	3.0	0.2	5.6%	26.2%	-14.8%	1,405	7
Lesha Bank LLC	2.0	0.1	3.3%	1.8%	4.0%	14,799	11
Vodafone Qatar	2.6	0.0	1.6%	-19.2%	-3.3%	3,497	15
<b>Top Losers</b>							
Damaan Islamic Insurance Company	4.4	(0.1)	-2.0%	12.7%	0.2%	77	8
Qatar Insurance Company	2.2	(0.0)	-1.5%	30.1%	13.2%	7,335	12
Doha Bank	2.8	(0.0)	-1.5%	26.2%	-14.8%	2,215	9
Qatar Oman Investment Company	0.8	(0.0)	-1.4%	-3.6%	4.3%	127	NM
Qatar National Bank	17.8	(0.2)	-1.3%	15.8%	1.2%	2,524	10

Source: S&P Capital IQ

## MARKET COMMENTARY

### Global

Global equity markets exhibited mixed performance on Friday. In the US, major equity indices were positive. The S&P 500 rising 56.7 points (0.8%) to 7,165.1 and the Nasdaq 100 surging 521.0 points (1.9%) to 27,303.7, while the Dow Jones Industrial Average edged down 79.6 points (-0.2%) to 49,230.7. In Europe, sentiment was broadly negative, as the FTSE 100 declined 77.9 points (-0.7%), the DAX 30 slipped 26.5 points (-0.1%), and the CAC 40 fell 69.5 points (-0.8%). Turkey's BIST 100, however, bucked the regional trend, gaining 73.6 points (0.5%). Asian markets were mostly positive, with Japan's Nikkei 225 climbing 575.9 points (1.0%) and Hong Kong's Hang Seng Index advancing 62.9 points (0.2%), while China's Shanghai Composite slipped 13.3 points (-0.3%). In India, the BSE Sensex underperformed, dropping sharply by 999.8 points (-1.3%). Oil losses with Brent crude down 0.2% closing at USD 99.1 per barrel and US WTI down 1.5% settling at USD 94.4.

### GCC

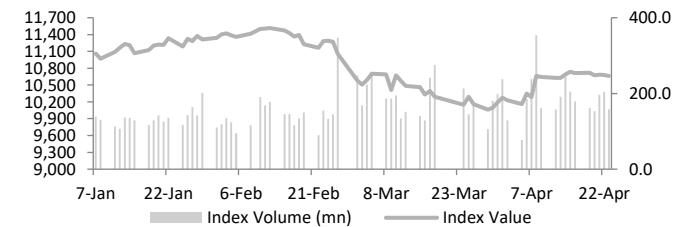
Saudi Arabia's Tadawul All Share Index declined by 135.4 points (-1.2%) to close at 11,109.6. In the UAE, the Abu Dhabi Securities Exchange General Index gained 42.1 points (0.4%) to 9,788.8, while the Dubai Financial Market General Index rose 40.1 points (0.7%) to 5,854.2. Kuwait's Kuwait Stock Exchange Index edged up 7.1 points (0.1%) to 8,879.0. In contrast, Oman's MSM 30 Index fell 33.9 points (-0.4%) to 8,159.3, while Bahrain's Bahrain All Share Index remained broadly flat, slipping 0.8 points (-0.0%) to 1,933.0.

### Qatar

Qatar's market closed negative at 10,662.4 on Thursday. The Banks & Financial Services index declined by 0.69% to close at 5,243.8, while the Consumer Goods & Services index edged up by 0.04% to 8,379.0. The Industrials index recorded a strong gain of 0.78% to 4,401.6, and the Insurance index rose by 0.67% to 2,833.2. In contrast, the Real Estate index fell by 0.78% to 1,477.5, while the Telecoms index declined by 0.30% to 2,413.9. Meanwhile, the Transportation index also moved slightly lower, decreasing by 0.12% to close at 5,499.2.

The top performer includes Qatar General Insurance & Reinsurance Company and Dlala Brokerage and Investment Holding Company while Damaan Islamic Insurance Company and Qatar Insurance Company were among the top losers. Trading saw a volume of 157.7 mn shares exchanged in 27,391 transactions, totalling QAR 448.3 mn in value with market cap of QAR 634.9 bn.

### Qatar DSM Index



Source: Investing.com

QE Sector Indices	Closing Level	1D Change (%)
Banks & Financial Services	5,243.8	-0.69%
Consumer Goods & Services	8,379.0	0.04%
Industrials	4,401.6	0.78%
Insurance	2,833.2	0.67%
Real Estate	1,477.5	-0.78%
Telecoms	2,413.9	-0.30%
Transportation	5,499.2	-0.12%

Source: Qatar Stock Exchange

Qatar Trading Summary	Buy (%)	Sell (%)
Qatari Individuals	28.9	27.1
Qatari Institutions	40.7	31.7
<b>Qatari - Total</b>	<b>69.6</b>	<b>58.8</b>
Foreign Individuals	14.1	14.0
Foreign Institutions	16.3	26.8
<b>Foreign - Total</b>	<b>30.4</b>	<b>40.7</b>

Source: Qatar Stock Exchange



April 26, 2026

## KEY NEWS OF QATAR

### ▶ Qatar investments support Syria's economic reforms: Minister

Mohammed Yasser Barnieh said Syria is undergoing a major economic transformation, shifting from a state-controlled, rent-based model to one driven by private sector growth and investment, with support from Qatar Fund for Development playing a key role especially in reforming the financial and banking sector. He highlighted severe structural challenges including weakened capital, currency depreciation, isolation from global financial markets, limited investor access, outdated regulations, talent loss, and poor financial infrastructure due to sanctions. To address this, Syria is pursuing comprehensive reforms such as strengthening governance and transparency, rebuilding financial institutions, developing human capital, and improving regulatory frameworks, alongside close cooperation with international bodies like the World Bank, International Monetary Fund, International Finance Corporation, and Multilateral Investment Guarantee Agency. These efforts aim to restore economic balance, attract foreign investment, and support long-term recovery, with additional backing from countries such as Qatar helping Syria reintegrate into the global financial system.

### ▶ Milaha makes strategic realignment of business segments to drive sustainable growth

Milaha is restructuring its business segments to create a more integrated platform aligned with growth and Qatar National Vision 2030, focusing on three core sectors: energy, trade, and national resilience. The overhaul primarily affects its Maritime & Logistics and Trading divisions, with the former now combining container shipping, ports, and logistics into a unified end-to-end supply chain platform, while the latter is being replaced by a new Marine & Technical Services segment covering shipyard operations, ship management, and vessel support services. These changes aim to enhance operational efficiency, improve customer service, and support sustainable growth, with the new reporting structure effective from Q1 2026. Meanwhile, its Gas & Petrochem, Offshore, and Capital segments remain unchanged, continuing to support shipping, energy services, and investment activities respectively.

### ▶ QCB Governor meets UK Prime Minister's Chief Business, Investment, Trade Adviser

Sheikh Bandar bin Mohammed bin Saoud Al-Thani, Governor of the Qatar Central Bank, held talks on Thursday with Varun Chandra, the Chief Business, Investment and Trade Adviser to the UK Prime Minister, to strengthen economic ties between Qatar and United Kingdom. The meeting focused on expanding bilateral cooperation, particularly within the financial and banking sectors, with discussions centered on enhancing investment flows, deepening institutional collaboration, and exploring opportunities to align regulatory and financial frameworks. Both sides emphasized the importance of closer engagement between financial institutions and policymakers to support economic growth, facilitate cross-border investment, and reinforce the strategic partnership between the two countries in an evolving global financial landscape.

## KEY NEWS OF SAUDI ARABIA

### ▶ J.P. Morgan and Bloomberg to include Saudi government sukuk on emerging market bond indices

Saudi Arabia's riyal-denominated government sukuk have been approved for inclusion in major global bond indices by J.P. Morgan and Bloomberg Index Services Limited, marking a significant milestone under Saudi Vision 2030. The sukuk will be added to J.P. Morgan's GBI-EM index starting January 2027 with a 2.52% weight and to Bloomberg's emerging market local currency index by April 2027, reflecting growing investor confidence in the Kingdom's economic reforms. Mohammed Aljadaan highlighted that the inclusion will diversify the investor base, boost liquidity, and strengthen Saudi Arabia's position in global capital markets. The move follows extensive financial market reforms, including improved settlement systems, expanded primary dealer networks, and stronger international connectivity via platforms like Euroclear, all aimed at deepening the local debt market and attracting foreign investment.

### ▶ Saudi Arabia tops key global rankings in GEM entrepreneurship report

Saudi Arabia has achieved leading global rankings in the Global Entrepreneurship Monitor 2025-2026, topping high-income economies in entrepreneurial finance and ranking third worldwide in the National Entrepreneurship Context Index, underscoring its strong business

environment. The Kingdom has seen rapid growth in startup activity, with early-stage entrepreneurship rising from 12.1% in 2018 to 28.9% in 2025 and entrepreneurial intentions nearly doubling to 48.5%. It also made significant progress in academia, climbing to seventh globally in university-based entrepreneurship. These achievements are driven by coordinated efforts between government bodies like Monsha'at, the private sector, and educational institutions, reinforcing Saudi Arabia's position as a leading hub for entrepreneurship and investment.

## KEY NEWS OF UAE

### ▶ UAE-UK economic partnership deepens as investor confidence holds amid regional disruption

At a high-level parliamentary reception in House of Lords hosted by the UAE-UK Business Council, senior policymakers and business leaders from the United Arab Emirates and United Kingdom outlined a forward-looking vision to deepen economic ties, emphasizing resilience, investor confidence, and collaboration in sectors such as AI, clean energy, life sciences, and skills development. Key figures including Badr Jafar and Lord Stockwood highlighted strong bilateral trade exceeding GBP 25 bn annually and the success of the UAE-UK Sovereign Investment Partnership, which has already committed nearly GBP 30 bn far surpassing its initial target while supporting tens of thousands of UK jobs. Despite regional disruptions, the UAE demonstrated economic resilience through stable infrastructure, strong FDI inflows, and projected growth, reinforcing its role as a global trade hub. The event also launched a new white paper promoting deeper cooperation in education and workforce development, further strengthening the long-term strategic partnership between the two nations.

## OTHER REGIONAL AND GLOBAL NEWS

### ▶ Oil turns negative as source says Iran-US peace talks likely

Oil prices reversed earlier gains and turned negative on Friday after reports that Abbas Araqchi was expected to visit Islamabad, raising hopes of renewed US-Iran peace talks and easing fears of immediate escalation. Earlier, crude had surged over 2% amid tensions in the Strait of Hormuz, where Iran's actions and continued blockage of a route carrying about a fifth of global oil had heightened supply concerns. As diplomatic optimism emerged, traders trimmed positions ahead of an uncertain weekend, causing Brent crude and West Texas Intermediate to fall on the day, though both benchmarks still posted strong weekly gains of 15% and 13% respectively. Analysts noted that while the fundamental outlook remains tight due to disrupted shipments, future price direction will depend heavily on whether peace talks progress or conflict resumes, with risks of further price spikes if tensions escalate again.

### ▶ Gold edges higher, still on track for first down week in five

Gold prices rose modestly on Friday, but the metal is heading for its first weekly decline in five weeks, pressured by rising inflation concerns, a stronger US dollar, and higher Treasury yields. Despite safe-haven demand typically benefiting gold during geopolitical tensions like the ongoing US-Iran conflict and uncertainty around the Strait of Hormuz, the market has been largely driven by shifting headlines and mixed signals about potential peace talks. Elevated oil prices this week have further fueled inflation expectations, increasing the likelihood of higher interest rates, which in turn raises the opportunity cost of holding non-yielding assets like gold. As a result, gold has weakened overall this week even as other precious metals like silver, platinum, and palladium posted gains.

### ▶ Ukraine signs pacts with Azerbaijan in drone push

Volodymyr Zelensky announced that Ukraine and Azerbaijan signed six cooperation agreements in Baku, with a strong focus on security and defense collaboration, particularly sharing Ukraine's drone warfare expertise developed during its conflict with Russia. Speaking alongside Ilham Aliyev, Zelensky noted that Ukrainian drone specialists are already active in Azerbaijan, which has faced rising tensions with Iran following drone attacks earlier this year. He also expressed openness to trilateral peace talks involving Russia in Azerbaijan if Moscow is willing, while highlighting Baku's continued support for Ukraine's territorial integrity and humanitarian efforts since the 2022 invasion, despite strained Azerbaijan-Russia relations after a 2024 missile incident involving a civilian aircraft.



April 26, 2026

## FX RATES

Currencies	Value	Currencies	Value
EUR/USD	1.17	USD/QAR	3.64
USD/JPY	159.52	EUR/QAR	4.26
GBP/USD	1.35	JPY/QAR	0.02
USD/CHF	0.79	GBP/QAR	4.92
USD/CAD	1.37	CHF/QAR	4.63
AUD/USD	0.71	CAD/QAR	2.66
NZD/USD	0.59	AUD/QAR	2.60
USD/INR	94.17	INR/QAR	0.04
USD/TRY	45.02	TRY/QAR	0.08
USD/ZAR	16.57	ZAR/QAR	0.22
USD/BRL	5.01	BRL/QAR	0.73

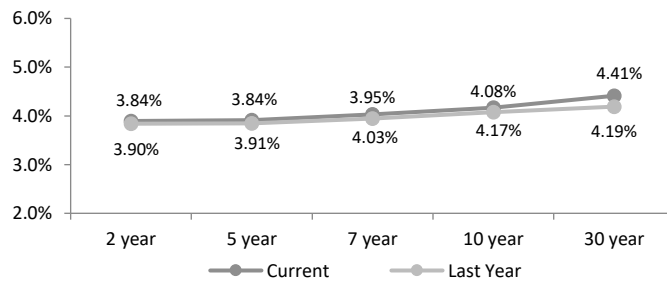
Source: S & P Capital IQ

## INTERBANK OFFERING & US SWAP RATES

Duration	Overnight	1 Week	1 Month	3 Month	1 Year
LIBOR	5.06	0.08	4.96	4.85	6.04
EURIBOR	1.93	1.92	1.97	2.16	2.74
QIBOR	3.98	4.00	4.05	4.00	3.75
SAIBOR	3.99	3.96	4.65	4.76	4.87
EIBOR	3.45	3.69	3.69	3.71	4.00
BMIBOR	4.33	4.57	5.10	5.13	5.21
KIBOR	2.44	3.25	3.38	3.56	3.94

Source: Refinitiv Eikon, Qatar Stock Exchange

### US Swap Rates



Source: Investing.com

## GCC COMPANY RESULT

Company Name	Exchange	Ticker	Revenues (Mn)	YoY (%)	Net Profit (Mn)	YoY (%)
Qatar Aluminum Manufacturing	QSE	QAMC	-	-	208.9	33.58%
Ezdan Holding Group	QSE	ERES	457.0	3.06%	225.0	47.04%
Kingdom Holding Co.	SE	KINGDOM	573.4	-22.67%	268.9	-37.70%
Saudi Awwal Bank	SE	SAB	-	-	2,086.0	-2.30%
Sabic Agri-Nutrients Co.	SE	SAFCO	2,874.0	-6.51%	1,227.0	24.57%
Alinma Bank	SE	ALINMA	-	-	1,678.5	11.31%

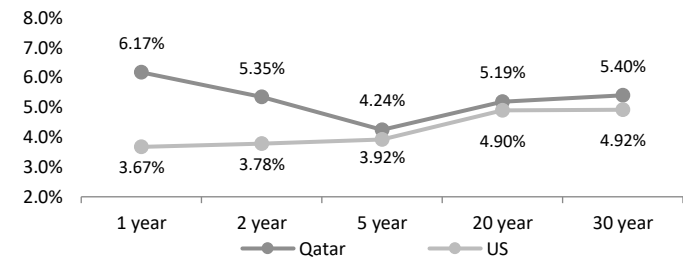
Note: Results were published on 23rd April, all the numbers are in local currency.

## FX Commentary

The US Dollar Index slipped about 0.23% to around 98.7 on the day, though it was up roughly 0.5% for the week as safe-haven demand persisted. The euro gained about 0.3% to trade near USD 1.17, while British pound (sterling) edged up 0.2% despite stronger UK retail sales having limited impact. The Japanese yen strengthened modestly by 0.2% to around 159.52 per dollar after recent losses, amid caution ahead of the Bank of Japan policy meeting. Meanwhile, commodity-linked currencies also firmed, with the Australian dollar rising around 0.2% to USD 0.71 and the New Zealand dollar up 0.3% to USD 0.59.

## SOVEREIGN YIELD CURVES

### Qatar vs US Treasuries Yields



Source: Investing.com

5 Years CDS	Spreads	3M Change	5 Year CDS	Spreads	3M Change
US	38.5	7.0	Turkey	239.5	24.6
UK	19.0	2.6	Egypt	332.4	30.8
Germany	8.8	1.3	Abu Dhabi	42.0	11.2
France	27.9	1.1	Bahrain	238.1	41.9
Italy	31.0	5.6	Dubai	80.9	29.2
Greece	31.2	2.5	Qatar	36.4	7.0
Japan	27.2	1.8	Saudi Arabia	67.9	(3.6)

Source: S&P Capital IQ

April 26, 2026

QSE MAIN FINANCIAL INDICATORS

Company	Dividend Yield (%)	P/B.V Ratio (x)	P/E Ratio (x)	EPS (QAR)	Book Value/Share (QAR)	Stock Price (QAR)	Company
QNB	4.07	1.59	9.63	1.85	11.19	17.80	QNB
Qatar Islamic Bank	3.94	1.84	H	0.21	12.44	22.86	المصرف
Comm. Bank of Qatar	6.84	0.88	8.64	0.51	5.00	4.39	التجاري
Doha Bank	5.44	0.78	9.48	0.29	3.56	2.76	بنك الدوحة
Ahli Bank	6.72	1.33	10.11	0.37	2.81	3.72	الاهلي
Intl. Islamic Bank	4.69	2.17	12.55	0.90	5.21	11.30	الدولي
Rayan	5.02	0.82	13.31	0.17	2.66	2.19	الريان
Lesha Bank (QFC)	3.03	1.46	11.10	0.18	1.36	1.98	بنك لسا QFC
Dukhan Bank	4.59	1.35	12.94	0.27	2.59	3.49	بنك دخان
National Leasing	5.95	0.54	15.43	0.04	1.25	0.67	الإجارة
Dlala	0.00	1.22	51.62	0.02	0.99	1.21	دلالة
Qatar Oman	0.00	0.79	nm	nm	0.97	0.77	قطروعمان
Inma	1.63	0.93	49.21	0.06	2.97	2.77	إنماء
<b>Banks &amp; Financial Services</b>	<b>4.44</b>	<b>1.42</b>	<b>12.05</b>	<b>0.66</b>	<b>5.59</b>		<b>البنوك والخدمات المالية</b>
Zad Holding Company	4.44	2.54	22.07	0.69	6.02	15.30	زاد
Qatar German Co. Med	0.00	-7.39	18.66	0.08	-0.20	1.50	الطبية
Baladna	7.98	0.52	8.77	0.09	1.44	0.75	بلدنا
Salam International	0.00	1.01	5.48	0.25	1.37	1.38	السلام
Medicare	4.10	1.46	23.46	0.23	3.68	5.37	الرعاية
Cinema	3.99	1.12	15.30	0.16	2.25	2.50	السينما
Qatar Fuel	6.29	1.65	14.62	0.98	8.65	14.30	قطر للوقود
Widam	0.00	-15.12	nm	nm	-0.11	1.60	ودام
Mannai Corp.	5.85	1.99	8.76	0.59	2.59	5.13	مجمع المناي
Al Meera	2.82	18.89	20.42	0.70	0.75	14.19	الميرة
Mekdam	5.83	1.50	9.68	0.25	1.59	2.38	مقدم
MEEZA QSTP	2.43	3.08	34.15	0.10	1.14	3.50	ميزة
Faleh	0.00	na	na	0.00	0.00	0.60	الفالح
Al Mahhar	6.60	1.28	10.00	0.23	1.78	2.27	Al Mahhar
Mosanada	0.55	4.65	15.87	0.58	1.97	9.13	Mosanada
<b>Consumer Goods &amp; Services</b>	<b>4.62</b>	<b>1.79</b>	<b>14.22</b>	<b>0.33</b>	<b>2.62</b>		<b>الخدمات والسلع الاستهلاكية</b>
QAMCO	6.15	1.29	11.82	0.14	1.26	1.63	قامكو
Ind. Manf. Co.	5.63	0.54	7.79	0.30	4.25	2.31	التحويلية
National Cement Co.	7.82	0.62	18.33	0.15	4.54	2.81	الاسمنت
Industries Qatar	5.77	1.96	17.31	0.71	6.27	12.30	صناعات قطر
The Investors	7.13	0.60	12.25	0.12	2.34	1.40	المستثمرين
Electricity & Water	5.23	1.08	11.99	1.24	13.83	14.92	كهرباء وماء
Aamal	6.25	0.60	11.37	0.07	1.33	0.80	أعمال
Gulf International	4.60	0.88	5.96	0.37	2.48	2.18	الخليج الدولية
Mesaieed	3.37	0.97	29.43	0.04	1.29	1.25	مسعيد
Estithmar Holding	0.00	2.87	17.85	0.22	1.37	3.93	استثمار القابضة
<b>Industrials</b>	<b>4.81</b>	<b>1.42</b>	<b>15.53</b>	<b>0.24</b>	<b>2.57</b>		<b>الصناعات</b>
Qatar Insurance	4.91	1.07	9.25	0.24	2.09	2.24	قطر
Doha Insurance Group	6.12	1.03	7.46	0.41	2.95	3.03	مجموعة الدوحة للتأمين
QLM	4.38	1.13	12.18	0.19	2.02	2.28	كيو إل إم
General Insurance	3.03	0.39	11.61	0.14	4.25	1.65	العامة
Alkhaleej Takaful	5.77	1.07	9.33	0.28	2.43	2.60	الخليج التكافلي
Islamic Insurance	5.88	2.09	8.35	1.02	4.06	8.50	الاسلامية
Beema	5.73	1.41	9.13	0.48	3.10	4.36	بيمه
<b>Insurance</b>	<b>5.00</b>	<b>0.95</b>	<b>9.24</b>	<b>0.27</b>	<b>2.60</b>		<b>التأمين</b>
United Dev. Company	6.33	0.27	7.12	0.12	3.24	0.87	المتحدة للتنمية
Barwa	7.56	0.41	7.46	0.32	5.87	2.38	بروة
Ezdan Holding	0.00	0.70	H	0.00	1.27	0.88	إزدان القابضة
Mazaya	0.00	0.56	10.51	0.05	1.01	0.57	مزايا
<b>Real Estate</b>	<b>2.47</b>	<b>0.53</b>	<b>19.69</b>	<b>0.05</b>	<b>1.97</b>		<b>العقارات</b>
Ooredoo	5.68	1.40	10.94	1.21	9.41	13.20	Ooredoo
Vodafone Qatar	4.59	2.24	14.91	0.18	1.17	2.61	فودافون قطر
<b>Telecoms</b>	<b>5.46</b>	<b>1.52</b>	<b>11.58</b>	<b>0.62</b>	<b>4.72</b>		<b>الاتصالات</b>
Qatar Navigation	4.25	0.66	9.47	1.12	16.07	10.59	الملاحة
Gulf warehousing Co	4.65	0.50	10.94	0.20	4.30	2.15	مخازن
Nakilat	3.27	1.75	14.39	0.31	2.52	4.40	ناقلات
<b>Transportation</b>	<b>3.63</b>	<b>1.08</b>	<b>12.23</b>	<b>0.42</b>	<b>4.78</b>		<b>النقل</b>
<b>Exchange</b>	<b>4.47</b>	<b>1.28</b>	<b>13.00</b>	<b>0.34</b>	<b>3.49</b>		

Source: Qatar Stock Exchange; "nm" stands for Minus ratio due to company losses according to the latest financial data and "H" stands for The P/E ratio is one hundred times and more.

DISCLAIMER

It is understood that any opinions expressed by Commercial Bank Financial Services or its affiliates as to the commentary, market information, and future direction of prices of specific securities reflect the views of the individual analyst who issued them and do not necessarily represent the views of Commercial Bank Financial Services or its affiliates in any way. In no event shall CBFS or its affiliates have any liability for any direct or indirect losses incurred in connection with any decision made, action or inaction taken by any party in reliance upon the information provided in this material or for any delays, inaccuracies, errors in, or omissions of the said information.